



1 Make a niche



2 Check the size




3 Connect the cable



4 Insert the frame



5 Rotate the wood




6 Flush fit



7 Lather



8 Remove auxiliary plate



9 Dowel the frame



10 Fill the cavity ...



11 with mineral wool



12 insert the speaker **



** Fill the cavity with mineral wool as the loudspeaker panels can be inserted easily without great pressure.